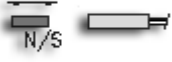



KMS-214 Cylindrical Magnet Sensor

Actuation Distances

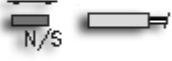
Operate and release distances for the KMS-214 miniature cylindrical sensor, in two AT bands when actuated (as shown in the sketches) with NdFeB standard magnets is shown below. All distances given are in mm with tolerances of ± 0.5 mm. Although some of the AT band / magnet combinations will produce similar actuating distances, selecting the right AT band and magnet for an application is important and can be done by going through our AT band FAQ and our magnet selection guide.

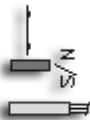
KMS-214-1 (10-15 AT)

Actuation Sketch	Magnet	Dimensions	Operate Distance	Release Distance
	NDR-T	4.0 x 1.5 x 1.5	0.5 - 2.0	1.0 - 2.5
	NDC-T	Ø2.0 x 4.0	1.5 - 3.0	2.0 - 3.5
	NDR-S	6.0 x 2.5 x 2.5	3.5 - 5.0	4.5 - 6.0
	NDC-S	Ø3.0 x 7.0	4.5 - 5.5	5.5 - 6.5
	NDR-M	8.0 x 3.0 x 3.0	8.0 - 11.5	10.0 - 12.5
	NDC-M	Ø4.0 x 10.0	10.0 - 13.5	12.0 - 14.5
	NDR-L	19.0 x 4.0 x 4.0	16.0 - 21.0	18.5 - 23.0
	NDC-L	Ø8.0 x 15.0	29.5 - 37.0	33.5 - 40.0

Actuation Sketch	Magnet	Dimensions	Operate Distance	Release Distance
	NDR-T	4.0 x 1.5 x 1.5	2.5 - 4.5	3.5 - 5.0
	NDC-T	Ø2.0 x 4.0	3.5 - 5.0	4.5 - 6.0
	NDR-S	6.0 x 2.5 x 2.5	7.5 - 10.0	9.0 - 11.5
	NDC-S	Ø3.0 x 7.0	8.5 - 11.5	10.5 - 12.0
	NDR-M	8.0 x 3.0 x 3.0	12.0 - 14.5	12.5 - 15.0
	NDC-M	Ø4.0 x 10.0	13.0 - 15.0	15.0 - 17.0
	NDR-L	19.0 x 4.0 x 4.0	21.0 - 25.5	23.0 - 27.0
	NDC-L	Ø8.0 x 15.0	30.0 - 35.0	34.0 - 37.0

KMS-214-2 (10-15 AT)

Actuation Sketch	Magnet	Dimensions	Operate Distance	Release Distance
	NDR-T	4.0 x 1.5 x 1.5	N/A	N/A
	NDC-T	Ø2.0 x 4.0	0.0 - 1.5	0.0 - 2.5
	NDR-S	6.0 x 2.5 x 2.5	2.5 - 3.5	3.0 - 4.5
	NDC-S	Ø3.0 x 7.0	3.5 - 4.5	4.5 - 5.5
	NDR-M	8.0 x 3.0 x 3.0	6.5 - 9.0	8.5 - 11.0
	NDC-M	Ø4.0 x 10.0	8.0 - 10.5	10.0 - 13.0
	NDR-L	19.0 x 4.0 x 4.0	13.0 - 17.5	16.5 - 20.5
	NDC-L	Ø8.0 x 15.0	25.5 - 31.5	30.0 - 36.0

Actuation Sketch	Magnet	Dimensions	Operate Distance	Release Distance
	NDR-T	4.0 x 1.5 x 1.5	1.0 - 3.5	2.5 - 4.5
	NDC-T	Ø2.0 x 4.0	2.5 - 4.0	3.5 - 5.0
	NDR-S	6.0 x 2.5 x 2.5	6.5 - 7.5	8.0 - 9.0
	NDC-S	Ø3.0 x 7.0	8.0 - 8.5	10.0 - 10.5
	NDR-M	8.0 x 3.0 x 3.0	9.5 - 12.0	11.5 - 14.0
	NDC-M	Ø4.0 x 10.0	11.0 - 13.0	13.0 - 16.0
	NDR-L	19.0 x 4.0 x 4.0	18.0 - 21.0	21.5 - 25.0
	NDC-L	Ø8.0 x 15.0	27.0 - 30.0	31.0 - 36.0

Due to continual improvement, specifications are subject to change without notice

www.reed-sensor.co.kr

30 August 2006